



# Happy Summer Holidays.

*Enjoy the summer  
with your close ones.*

**GRADE :U.K.G**



## **SUMMER HOLIDAYS HOMEWORK**

**CLASS:-U.K.G.**

**Dear Parents,**

**Summer Vacation is a long time to rejoice and recreate for all children. It is an appropriate period when the parents spend quality time with their children and try to discover their hidden potential, to realize their talents and raise their self esteem.**

**\* Vacation give children a chance to relax. Besides relaxing, there should be a healthy mix of play and work. Punctuate their relaxed moments with constructive and creative work, this will surely enhance their confidence.**

**\*Encourage your child to take healthy food.**

**\*Take your child for outing and fun. Try to spend maximum time with him/her & develop an everlasting bond.**

**\* Make sure that your child completes his/her homework neatly.**

**\* Help your child inculcate good habits.**

**\* Recite a story to your child and ask him/her to narrate it. Converse with your child in English. So spend these holidays creating an environment filled with fun, frolic, learning & education.**

**Help your child make an attractive handmade folder with Pastel sheet. Decorate it and compile all the homework in it.**

**\*Use this link for letter sounds recognition for English.**

**<https://youtube.com/watch?v=hq3yfQnllfQ&feature=shared>**

# INDEX

## 1. LANGUAGE

- ENGLISH WORKSHEETS

## 2. LET'S EXPLORE

- MATHS WORKSHEETS
- CIRCLE TIME

## 3. UNLOCK YOUR TALENT

## 4. ART & CRAFT

- ACTIVITIES



## 5. LEARNING SOMETHING MORAL AND ETHICAL







ENGLISH




**Let's read.**

- 1. Dad is a man. The man has a hat. Dad has a bag.**
- 2. Pat is a lad. The lad is on a mat. Pat has a cap.**
- 3. Sam is a cat. The cat has a nap. Sam is on a rag.**
- 4. Nan is a rat. The rat is on a can.**
- 5. The jam is in the pan. The fan is in the bag.**







**Use this link for recognition of words. **

**<https://wordwall.net/resource/18169447>**




# CVC Words - Short a

Highlight the word that matches the picture.

					
Hat	Cat	Sat	Sad	Mad	Dad
					
Cat	Bat	Mat	Hat	Rat	Pat
					
Bag	Rag	Tag	Map	Rap	Cap

Write the beginning sound of each word:-



a t



e n



o g



i p



o t



a t



a p







e t



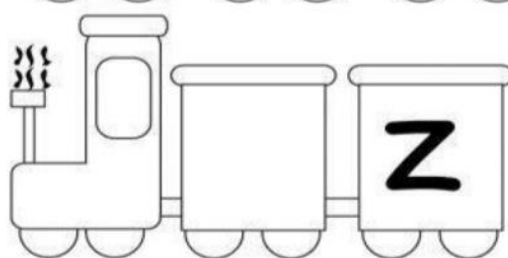
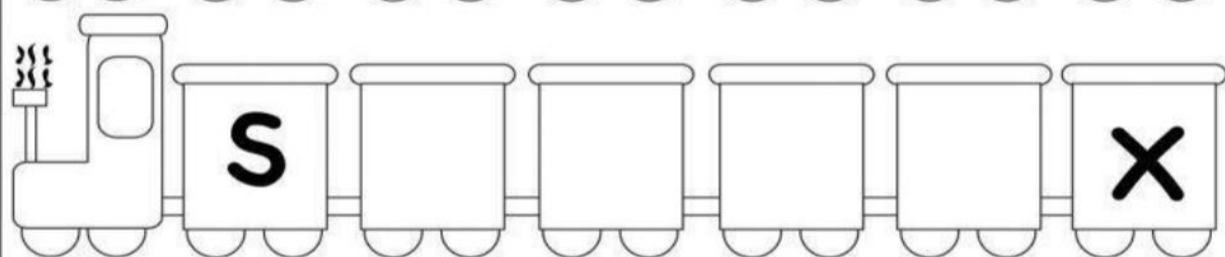
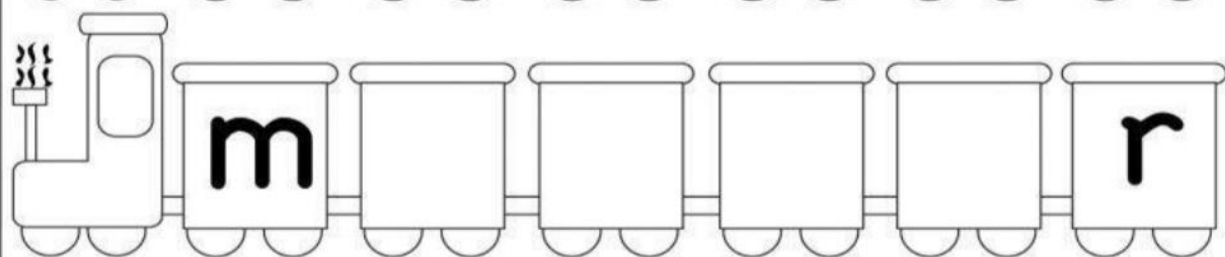
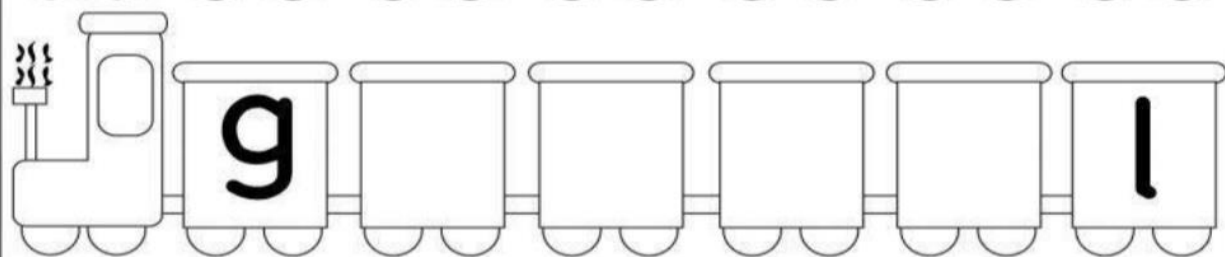
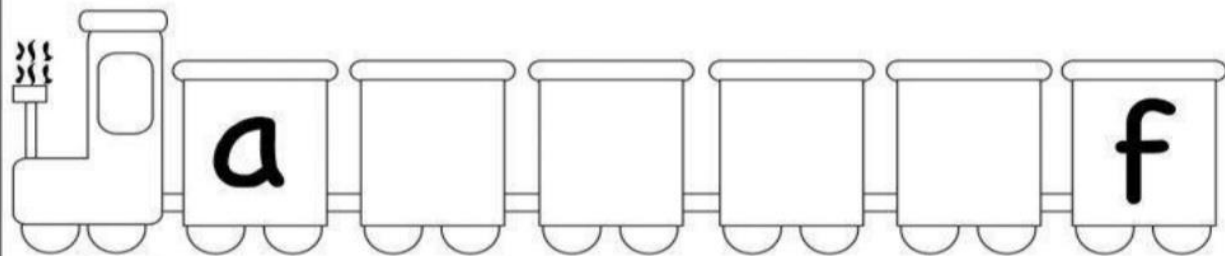
u g




# Finish the Alphabet



# Finish the alphabet.





*MATHS*

Write the missing numbers with our Friendly  Frog



1

3

6

12

9

15

16

18

24

21

27

28

30

32

38

35

33

40

41

44




50

48


47









Count & Write



# Counting Objects



Draw lines to connect the numbers and pictures that go together.

1	
2	
3	
4	
5	
6	






# CIRCLE TIME






Use **X** mark for junk food and **✓** mark for healthy food.





# COLOUR THE FRUITS



*Click the picture of your child while doing the following activities and paste them in the scrap notebook for making cherished memories.*

1. Ride a bicycle.
2. Read new words.
3. Go to the park or zoo.
4. Play outdoors.
5. Making a card on Father's Day.
6. Take a nature walk.
7. Make Icecream.
8. Daily get up early in the morning and do some simple Yoga asana. Chant Gayatri Mantra/religious hymns.
9. Father's Day: Plan a fun day on 'Father's Day'. Arrange a surprise party for your dad, involving other family members to make it a special day for your father.
10. Love for Nature: Sow a seed in a pot, water it daily, take care of it and feel happy while seeing the plant grow. (click pictures at every stage)



**11. Bird Care:** Summers are a very tough time for the birds. To show empathy towards them, our children will keep an earthen pot filled with water in the balcony and provide them grains too. This will instill in them the moral value of generosity.


**12. Gratitude for unknown:** Give a chocolate to any person who helps you e.g. (gatekeeper, driver, sweeper etc.) and show your gratitude by saying 'Thank You' to them.






**COLOUR THE PICTURES.**





# Green



**ORIGAMI ACTIVITIES**







- 1. Come to the table with clean hands and face.***
- 2. Put your napkin on your lap.***
- 3. Start eating when everyone else does-or when given the okay to start.***
- 4. Stay seated and sit up straight.***
- 5. Keep elbows (and other body parts) off the table while eating.***
- 6. Chew with your mouth closed and don't talk until you've swallowed.***
- 7. Don't make bad comments about the food.Say "Please pass the..." instead of reaching.***
- 8.Don't make rude noises like burping or slurping.***
- 9. Ask to be excused when finished. Thank your host or whoever prepared the meal.***
- 10. Offer to help clear the table.***

***Mom and Dad during these vacation, please make me independent. I want to learn how to:***

***\*Button up my shirt***

***\*Put on my socks and shoes***

***\* Follow routine***

***\*Eat food on my own***

***\* Pack my bag***

***\* Read books***




***Help me imbibe these Social manners and Etiquettes please:***

- ***Loving the younger ones***
- ***Wishing and welcoming guests***
- ***Conversing confidently with visitors and relatives***
- ***Keeping the house clean and tidy***
- ***Speaking politely***
- ***Helping you in the household chores***
- ***Practicing personal hygiene independently***
- ***Correct usage of magical words like: Sorry, Thank you and Please***



Revision  
Syllabus covered  
upto May



# GREEN LAND SR. SEC. PUBLIC SCHOOL

Grade : U.K.G

ENGLISH:

ORAL: BOOK READING: Lesson 1, Dictation (a) sound words.

PICTURE COMPOSITION: L-1, CONVERSATION: Myself.

OPPOSITES (ORAL): Open- close, here- there, right-wrong, happy-sad.

RHYMES: 1. Thankyou God . 2. Our Helpers. STORY: Bal Ganesha and the cat. (with actions)

WRITTEN: Capital A to Z, Small a to z, a - d (small cursive handwriting), Match pictures with correct letters, Dictation(a) sound words, What comes after?, See & write the first letter, Fill in the missing letters, Match the pictures with the correct word, See the picture and write the correct word.

MATHS: Oral-Forward Counting 1-50, How many? Recognition of shapes & Numbers, Shapes-Circle, square, triangle, rectangle.

Written: 1-50 Forward Counting, Recognition (1-50), Count & Write, Match the shapes, What comes after, between? (1-50), Fill in the missing numbers? (1-50), Reverse Counting (10 to 1).

HINDI ORAL: स्वर की पहचान करो ( अ - अः ), कविता - समय की कीमत, पेड़, कहानी - प्यासा कौआ । लिखित: अ - ई .



